

SNOW DOZER


BLADE AND BOX ONE SLICK COMBO

The SNOW DOZER plow system offers unrivaled intuition and simplicity. The two-in-one blade and box combo quickly becomes the favorite and most productive part of your snow removal fleet.

Every feature of the SNOW DOZER is overbuilt and tested by snow removal professionals with years of experience in the field.



TWO IN ONE BLADE +
SNOWKAGE BOX




GO FROM ANGLE PLOWING TO SNOW PUSHING IN SECONDS

Unlike wing plows, this patented System is simple and robust with fewer moving components.




SNOW DOZER SPECIFICATIONS



HYDRAULIC LATCH PINS TO SECURE BOX



1 INCH BOLTS SECURE SECTIONS



HEAVY DUTY TRIP SPRINGS



TRIP EDGES

CUSTOMIZE YOUR WIDTH - CUSTOM BUILD TO THE WIDTH OF YOUR CHOICE WITH 36 AND 24 INCH SECTIONS
12 FOOT UP TO 20 FEET

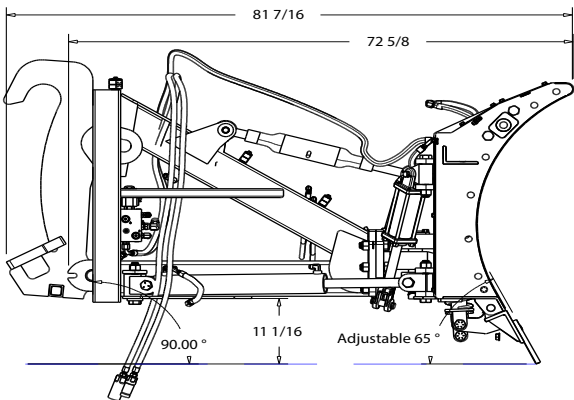
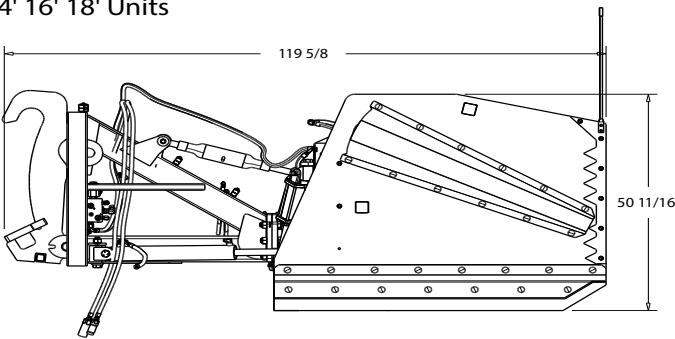


SNOW DOZER SPECIFICATIONS					
	12 FOOT	14 FOOT	16 FOOT	18 FOOT	20 FOOT
ANGLE DEGREES	34	34	34	34	34
BLADE WEIGHT	4933	5016	5575	5658	5741
SYSTEM WEIGHT	7021	7104	7663	7746	7829
BLADE HEIGHT	48"	48"	48"	48"	48"



Snow Dozer Dimensions

Dimensions in inches may vary by 1/2"
14' 16' 18' Units



Angled System widths
14 Foot = 185 3/8
16 Foot = 205 5/16
18 Foot = 225 1/4

Angled Plow widths
14 Foot = 139 1/16
16 Foot = 159
18 Foot = 178 7/8

Full Angle 34.00°
14 Foot = 153 1/2
16 Foot = 167
18 Foot = 180 5/16

14 Foot = 179 1/8
16 Foot = 203 1/8
18 Foot = 227 1/8

TO ORDER CALL 651-433-4628, OR GO ONLINE: KAGEINNOVATION.COM