

SNOWSTORM

PLOW SYSTEM
PATENT PROTECTED




BUILT FOR THE ABUSE

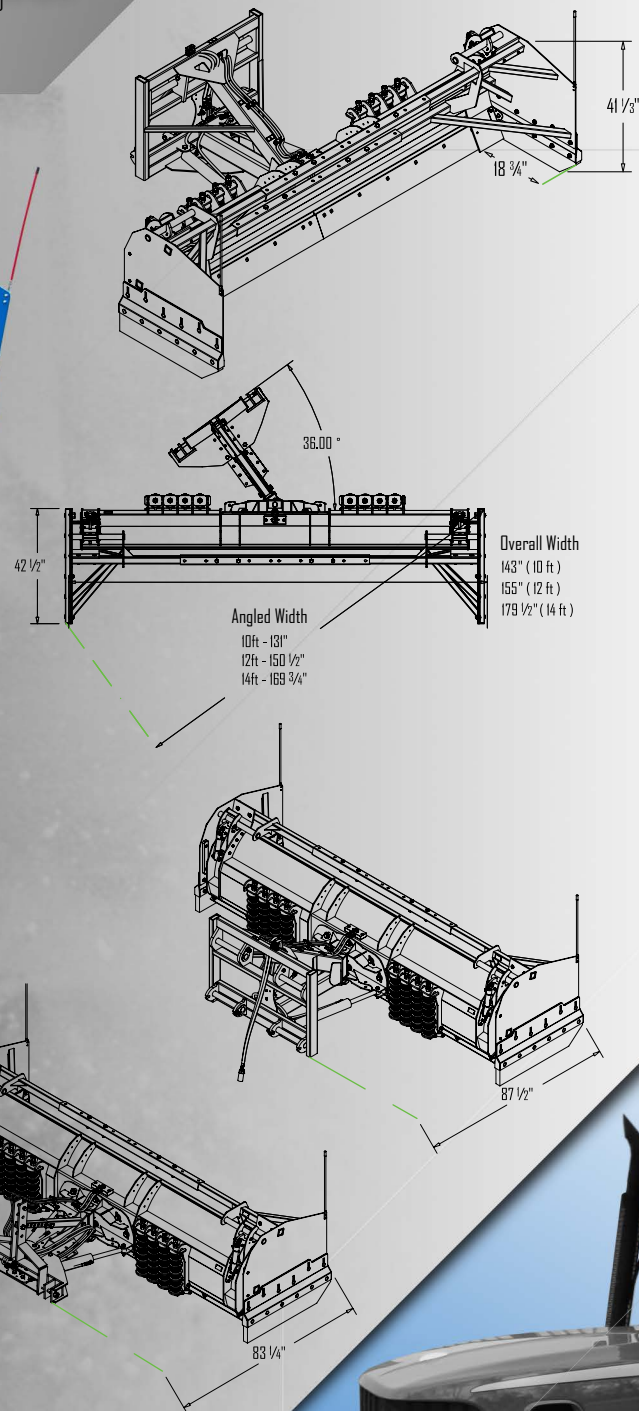
The SnowStorm Blade is designed specifically to take abuse from mid-sized wheel loaders, backhoe loaders, tele-handlers, and agricultural tractors. The Hydro-Lock brackets of the Blade latch onto the bars of the box, instantly creating the ultimate snow pushing tool.

FEATURES


- > Powder-coated Finish
- > Dual Trip Edges Enhance Maximum Surface Contact
- > One-Pass Plowing
- > Replaceable Polyurethane Skids
- > 36 Degree Angling
- > Patented SNOWKAGE Clamps for quick attach/detach



TRACTOR UNDERCARRIAGE MOUNTS >
are now available for order. Contact
our Sales Department for details.



SNOWSTORM SPECIFICATIONS



SNOW BLADE

FOR MACHINES WEIGHING 14,500 to 30,000 LB.	MODEL KBSS 10	MODEL KBSS 12	MODEL KBSS 14
BLADE WIDTH	10'	12'	14'
ANGLE	36 Degrees		
BLADE WIDTH AT FULL ANGLE	97"	116-1/2"	136"
OSCILLATION (DEGREES/INCH) EACH END	6° / 12-1/2"	6° / 15"	6° / 17-1/2"
MOLDBOARD GAUGE/STEEL GRADE	10 ga. / Grade 50		
LOADER QUICK ATTACH	Most Quick Attach Styles Available - Contact Sales		
TRIP SPRINGS	8 Compression		
CUTTING EDGE	(2 pc) 5/8" x 8" x 5'	(2 pc) 5/8" x 8" x 6'	(2 pc) 5/8" x 8" x 7'
HYDRAULIC CROSS-OVER RELIEF VALVE	Standard		
PIVOT FRAME LENGTH	48"		
WEIGHT	2,282 LB.	2,375 LB.	2,468 LB.
CYLINDERS (2)	(2) 3" Bore 1-1/2" Rod		
BLADE HEIGHT	36"		
ELECTRIC / HYDRAULIC VALVE KIT	Optional		

MOST ORDERS SHIP WITHIN 2 WEEKS OR LESS.
CALL FOR DETAILS.

BOX TO BLADE can be achieved in less than 5 seconds!



SNOWKAGE

FOR MACHINES WEIGHING 15,000 to 30,000 LB.	MODEL SKSS 10	MODEL SKSS 12	MODEL SKSS 14
OVERALL HEIGHT	41"		
OVERALL WIDTH	143"	155"	179-1/2"
OVERALL WIDTH AT FULL ANGLE	131"	150-1/2"	169-3/4"
APPROX. CAPACITY	12 YD +	14 YD +	18 YD +
POLYURETHANE SKIDS (REPLACEABLE)	2' x 10" x 42"		
TOTAL WEIGHT (BLADE & BOX)	3,088 LB.	3,181 LB.	3,274 LB.

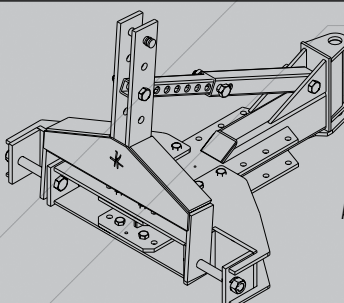
MOST ORDERS SHIP WITHIN 24 HOURS. CALL FOR DETAILS.

Patent #7,654,016; 7,788,829; 7,941,947; 2,707,963; 2,574,587

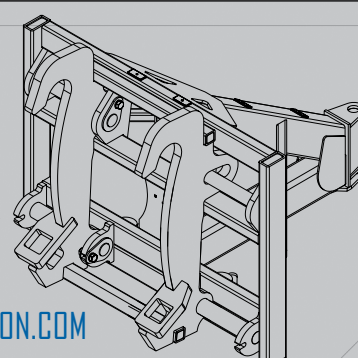
ATTACHMENT OPTIONS

Both the Floating Loader Attachment and CAT II 3-point Attachment are designed to easily attach and detach quickly.

CAT II TRACTOR
(60-110 HP)



ARTICULATED LOADER



TO ORDER CALL **651-433-4628**, OR GO ONLINE: **KAGEINNOVATION.COM**